

The World Around Us



Anchors / Juniors



20 minutes



The World Around Us



Colouring In

WHAT YOU NEED

- Colouring in pencils
- Colouring in pens
- Colouring in pages
- Tables

God has made people in His image, and He looked at them and he was pleased. We must be super important to God for Him to be so proud of us. God has created each human individually and has put them exactly where they need to be. This colouring in activity will allow the young people to see people from other cultures and countries and to learn something new such as that we are all different, but God has made us to be His masterpiece and that He loves us.

In the pictures below the children are wearing their traditional clothing.

The Chinese child is wearing a Hanfu, which dates to the Han Dynasty and reflects the socio-cultural environment of the times.

The African child is wearing a Dashiki, which is a long colourful top which has unique designs depending on the occasion.

The Indian child is wearing a Dhoti, they resemble baggy, knee length trousers and secured at the waistband.

The Scottish child is wearing a kilt- a traditional skirt like outfit and will be made from tartan fabric.

The Spanish child is wearing a Traje Corto, when wearing this they wear a colourful waistband and wear a large sombrero hat.


The Mexican child is wearing a Sarape, these are worn in rural areas and were popular in the 18th and 19th century.

Finally, the Indonesian child is wearing a Batik, a traditional outfit for a wedding, important meeting, or celebration.


INSTRUCTIONS

1. Print out the World Around Us colouring in pages and set up.
2. Talk to the young people about the BB uniform, what does it look like and why do we wear it?
3. Talk about how different countries wear different outfits for big events, just like in BB we wear our BB uniforms.
4. Give out the colouring in pages and let the young people colour them in – more time can be spent on this if you want to focus on a specific country and have everyone do the same one, learn fun facts and plan activities around it.

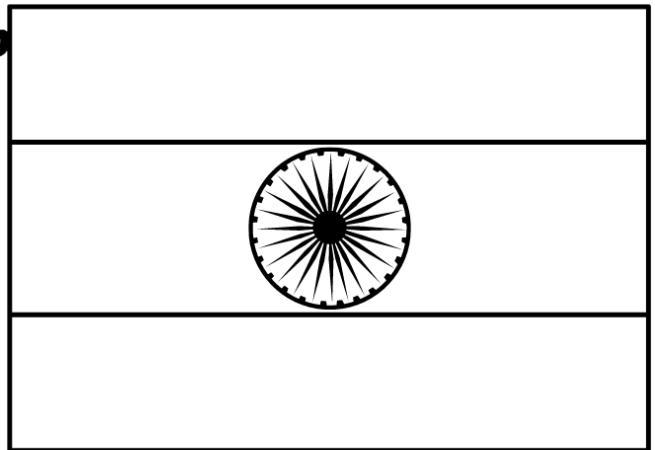
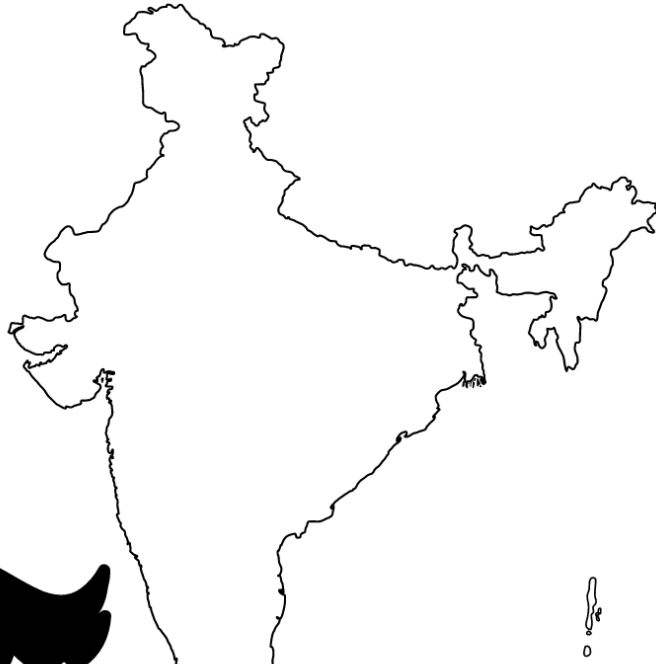
CHINA




AFRICA



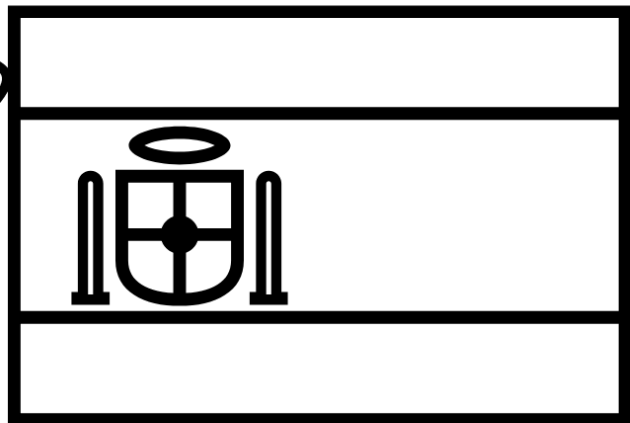

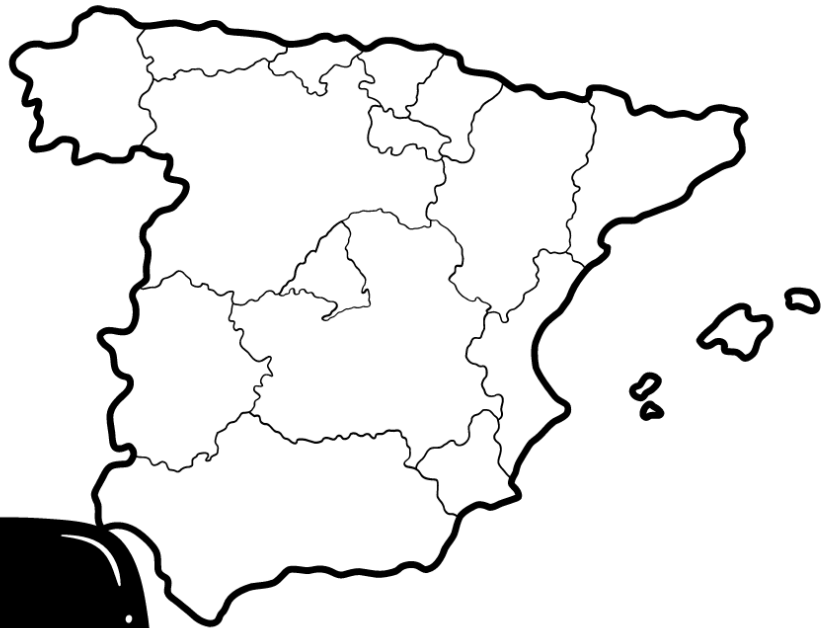
INDIA




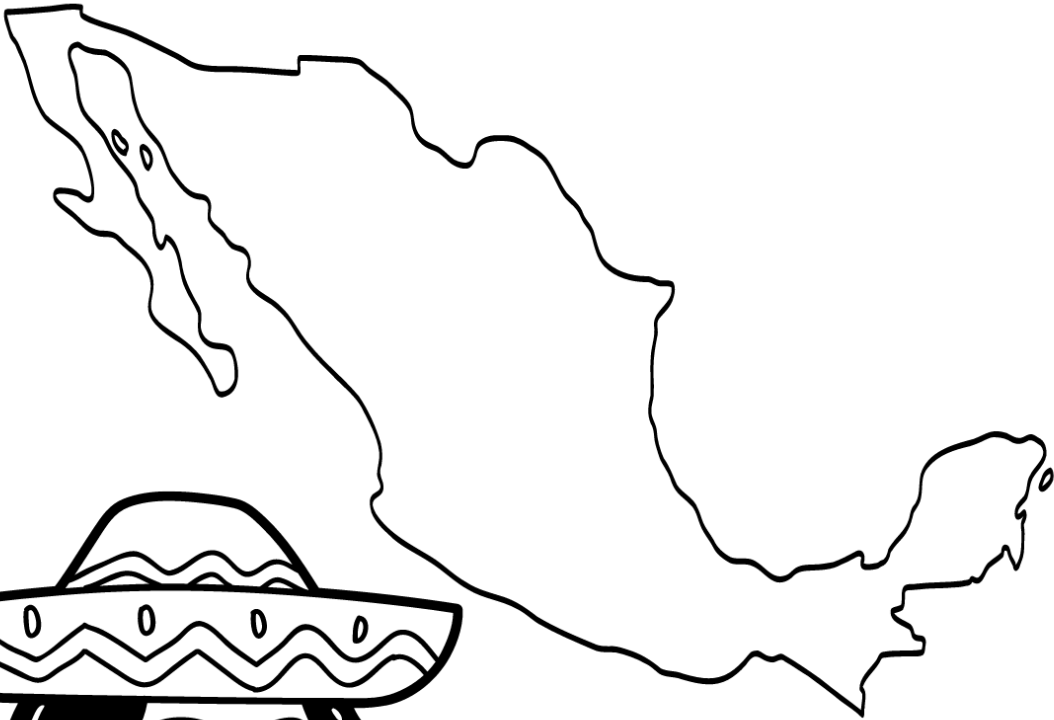
SCOTLAND



SPAIN



MEXICO



INDONESIA

